


NEXTSTEP ARTHROPEDIX

Reprocessing of Surgical Instruments – Straight Reamer handle


ASSEMBLING AND DISASSEMBLING PROCEDURE OF THE STRAIGHT REAMER HANDLE

DISASSEMBLING



Step 1

Fully assembled instrument



Step 2

Pull the sleeve backward to disassemble it. Cleaning and sterilization of the instrument shall be performed with the fully disassembled product.

ASSEMBLING




Step 1

Insert the sleeve onto the shaft


NEXTSTEP ARTHROPEDEX

Reprocessing of Surgical Instruments – Straight Reamer handle

POSITION OF THE HEAD FOR CLEANING, DISINFECTION AND STERILIZATION

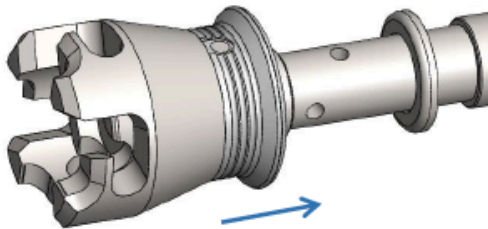


Position with the release sleeve frontward



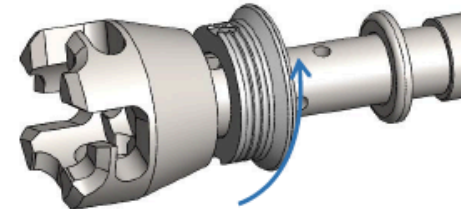
Position with the release sleeve backward for cleaning, disinfection and sterilization

To change the position of the head



Step 1

Pull the release sleeve



Step 2

Turn the release sleeve clockwise